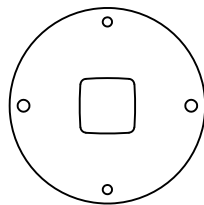
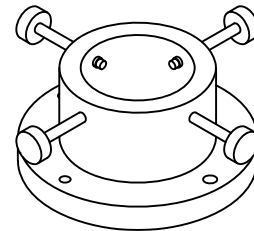


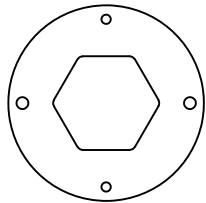
TSD 1016-30-1  
1-5/8" - 6 PT.  
WATERS  
SMALL PATTERN



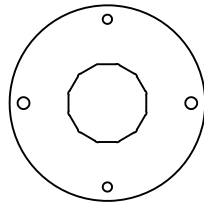
TSD 1016-30-6  
1-3/16" -IRREGULAR SQ..  
SNAP-ON TEX DRIVER  
( STUBBY )



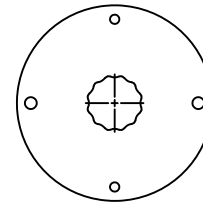
TSD 1016-30-11  
4 LOCK SCREW  
2" ID



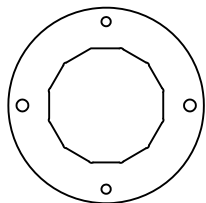
TSD 1016-30-2  
2" - 6 PT.  
WATERS  
LARGE PATTERN



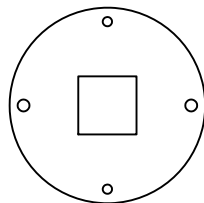
TSD 1016-30-7  
1.665" - 12PT.



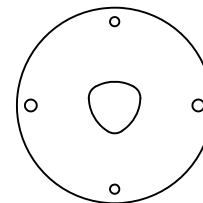
TSD 1016-30-12  
Ø1-1/8" - 12PT.  
ARMSTRONG PATTERN



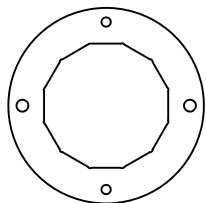
TSD 1016-30-3  
2.45" - 12 PT.  
TONICHI  
SMALL PATTERN



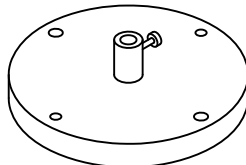
TSD 1016-30-8  
1-1/4" SQ..  
SNAP-ON DRIVER



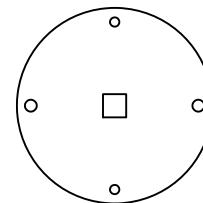
TSD 1016-30-13  
61SM CDI  
TORQUE SCREWDRIVER



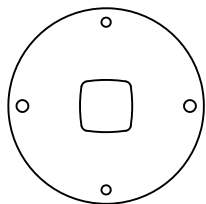
TSD 1016-30-4  
2.64" - 12 PT.  
TONICHI  
LARGE PATTERN



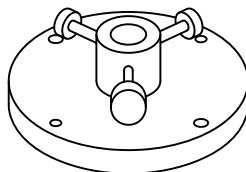
TSD 1016-30-9  
.29" ID  
SMALL WATERS DRIVER



TSD 1016-30-1/4"  
TSD 1016-30-3/8"  
TSD 1016-30-1/2"  
FEMALE SQUARE



TSD 1016-30-5  
1-1/8" -IRREGULAR SQ..  
SNAP-ON TEX DRIVER



TSD 1016-30-10  
3 LOCK SCREW  
5/8" ID

CUSTOM ADAPTER PLATES MADE TO ORDER



File:1016-30-OPTIONS\_A  
DATE: 8-10-2019  
By: DW Rev: A

**A.K.O. INC. TORQUE SPECIALTIES**  
50 BAKER HOLLOW ROAD, WINDSOR, CONNECTICUT 06095, USA

Title: ADAPTER PLATE OPTIONS  
WATERS TORQUE WATCH & SCREW DRIVE  
BENCH MOUNTING TEST SYSTEM

Part Number: TSD 1016-30-X OPTIONS